

OLYMPUS [♥]PASSION

Inspirational Photography Magazine

25 | June 2019

Ann Wheatley
Gino Vairo
Martin Strasser
Martina Schiess
Matt Holland
Nicolas Pascarel



No matter the weather

Underwater shooting with Olympus E-M1 II

Interview | My journey into photography

Hybrid photography: a marriage of film and digital formats

Interview | La Photographie Autrement (Photography Otherwise)

Photography is my meditation

EDITORS

MAURÍCIO REIS
HUGO PINHO

MANAGING EDITOR

CLÁUDIO SILVA

CONTACT US

contact@olympuspassion.com

FIND US ONLINE

www.olympuspassion.com

ONLINE SHOP

shop.olympuspassion.com

FOLLOW US

Facebook /olympuspassion

Twitter @olympuspassion

Instagram @olympuspassion

CONTRIBUTORS

Ann Wheatley
Gino Vairo
Martin Strasser
Martina Schiess [cover photo]
Matt Holland
Nicolas Pascarel

Olympus Passion Photography Magazine is a monthly publication. The articles published reflect the opinions of the respective authors and do not necessarily represent the views of the publishers and editorial team.

All rights reserved. All material in this magazine may not be reproduced, transmitted or distributed in any form without the written permission of Olympus Passion Magazine.

Olympus Passion Photography Magazine reserves the right to accept or reject any article or material and to edit this material prior to publication.



OLYMPUS PASSION

ISSUE 25 | June 2019

- 03 MARTIN STRASSER**
UNDERWATER SHOOTING
WITH OLYMPUS E-M1 II
- 23 INTERVIEW | MARTINA SCHIESS**
MY JOURNEY INTO PHOTOGRAPHY
- 41 GINO VAIRO**
HYBRID PHOTOGRAPHY:
A MARRIAGE OF FILM AND DIGITAL
FORMATS
- 56 INTERVIEW | NICOLAS PASCAREL**
LA PHOTOGRAPHIE AUTREMENT
(PHOTOGRAPHY OTHERWISE)
- 76 ANN WHEATLEY**
PHOTOGRAPHY IS MY
MEDITATION
- 88 MATT HOLLAND**
NO MATTER THE WEATHER

> MARTIN STRASSER

Underwater shooting with Olympus E-M1 II





My name is Martin Strasser and I live in Salzburg with my wife and my son. I work as a software trainer, but my passion is photography and fine art printing.

I started photographing with the birth of my son: Eleven years ago, I bought a Nikon D60 in order to document how he grows up. One by one, lenses and accessories were added and after a while I upgraded to the D600. Due to the full format, new and heavier lenses were necessary and that's what made me later switch to Olympus.

In 2012, I was aiming to expand my knowledge and kept looking for a photo club to join. As I couldn't

find an appropriate club for me and my interests in our region, I founded an own photo club together with a befriended colleague.

Our club developed pretty well and meanwhile we are already very well positioned in the regional photographers' community. We have own groups for children and young people, we organize exhibitions and we are proud to have a lively exchange between our club and other photographers.

Thanks to my business trips I travel all around the world, which gives me great opportunities to capture unique impressions and countless photo motives.

Olympus E-M1X
Olympus M.45mmF1.2
f/6.3 . 1/250" . ISO 200



Olympus E-M1 MK II
Olympus M.12-100mmF4
f/5.6 . 8" . ISO 64



Olympus E-M1X
Olympus M.12-100mmF4
f/5.6 . 1/8" . ISO 200



Olympus E-M1 MK II
Olympus M.7-14mmF2.8
f/7.1, 1.6", ISO 250



After a while I had a big issue as my Nikon equipment and accessories like a tripod were too much weight in addition to my luggage.

On the search for a lightweight camera I can always carry with me I came across Olympus and bought the E-M10 Mark I with M.ZUIKO 14-42mm

f3.5-5.6 and the M.ZUIKO ED 40-150mm f4.0-5.6. At that time, I was already working as a freelance photographer and used the E-M10 for wedding photography.

The weight advantage, the possibilities and functions offered by the mirrorless system convinced me and so I sold all my Nikon

equipment and purchased an E-M1 Mark I. In the beginning I used the M.ZUIKO 12-40mm f2.8 PRO and the M.ZUIKO 40-150mm f2.8 PRO as lenses.

While I'm travelling, I always have a very compact system with me. Currently I use the E-M1X and E-M1 Mark II. As lenses I added the M.ZUIKO ED 7-14mm

f2.8 PRO, the M.ZUIKO 45mm f1.2 PRO, the M.ZUIKO ED 300mm f4.0 IS PRO and the M.ZUIKO ED 60mm f2.8 Macro.

Especially on business trips where my luggage weight is restricted, I now use the E-M1X paired with the M.ZUIKO ED 12-100 f4.0 IS PRO. The high resolution mode can now

LEFT
Olympus E-M1 MK II
Olympus M.40-150mmF2.8
f/2.8 . 1/125" . ISO 800

RIGHT
Olympus E-M1 MK II
Olympus M.40-150mmF2.8
f/2.8 . 1/125" . ISO 250



Olympus E-M1 MK II
Olympus M.7-14mmF2.8
f/4.5 . 1/2000" . ISO 200

Olympus E-M1 MK II
Olympus M.45mmF1.2
f/9.1/250". ISO 200





Olympus E-M1 MK II
 Olympus M.12-100mmF4
 f/4.5 . 1/40" . ISO 64

Olympus E-M1 MK II
 Olympus M.8mmF1.8 Fisheye
 f/1.8 . 30" . ISO 500



be used without a tripod and the image stabilizer combination in camera and lens allows long exposures of several seconds. The built-in ND filter can be used very creatively in cities.

Three years ago, I started working for Olympus Austria as Visionary. The cooperation is as excellent as the support for my photo projects - especially for underwater photography. Besides landscapes, nature and portrait photography, sports and underwater photography are my favorite fields of activity.

Especially in these two fields the features of the Olympus cameras help me tremendously. The continuous shooting speeds and the Pro Capture mode help to capture every important moment. In wedding photography, the splash water protection is very helpful, because even in the rain, no consideration has to be given to the equipment.

For underwater photography, Olympus offers a very extensive system with special housings, each adapted to the camera, and accessories.



TOP
Olympus E-M1 MK II
Olympus M.14-42mmF3.5-5.6
f/6.3 . 1/250" . ISO 200

BOTTOM
Olympus E-M1
Olympus M.12-40mmF2.8
f/5.6 . 1/25" . ISO 400



Olympus E-M1 MK II
Olympus M.7-14mmF2.8
f/3.5 . 1/60" . ISO 200



TOP
Olympus E-M1 MK II
Olympus M.40-150mmF2.8
f/3.5 . 1/640" . ISO 200

RIGHT
Olympus E-M1 MK II
Olympus M.40-150mmF2.8
f/3.5 . 1/640" . ISO 200





The following equipment is used in my photo shootings:

- E-M1 Mark II
- M.ZUIKO 7-14mm f2.8 PRO
- PT-EP14 Underwater housing
- PPO-EP02 Lens mount
- PPZR-EP06 Zoom Ring
- UFL-3 Underwater Flash
- PTBK-EO2 Flash Arm

If additional light above

water is needed, I use a Profoto B2 or B10. These are controlled directly via the Profoto TTL trigger or used as slaves.

One example for an exciting underwater project is the shooting with some swimmers I had in 2018 at Olympiazentrum Salzburg/Rif. The idea was to capture all phases of swimming, from jumping

into the water and the diving phase to the movements and the individual swimming styles.

In order to freeze the movements over water, very short shutter speeds were necessary. Without the High Speed Sync function of the Profoto flashes these shots would not have been possible. The

interaction of Olympus camera and Profoto flash equipment works perfectly!

For this I used the M.ZUIKO 40-150mm f2.8 PRO. Sometimes the camera and lens got wet but worked very well without problems.


To highlight the swimmers underwater, they were brightened with an underwater flash. The

LEFT
Olympus E-M10 MK III
Olympus M.12-100mmF4
f/4.5 . 1/80" . ISO 1250

RIGHT
Olympus E-M1 MK II
Olympus M.40-150mmF2.8
f/3.5 . 1/640" . ISO 200

Olympus E-M1 MK II
Olympus M.40-150mmF2.8
f/3.5 . 1/640" . ISO 200



A close-up, profile shot of a woman with dark hair pulled back, looking towards the right. She is wearing a pearl earring. The background is dark and reflective, showing a distorted, wavy reflection of her face and hair. The lighting is soft, highlighting her facial features.

Olympus E-M1 MK II
Olympus M.12-100mmF4
f/4.0 . 1/100" . ISO 64

difficult part is to find the right time for the shutter release so that the swimmer is held in the right position. After a few tries we found the right rhythm and got rewarded by lots of great pictures.

For an exceptional underwater fashion shooting Hotel Kempinski in Berchtesgaden provided its indoor and outdoor pools. In the outdoor area we took portraits from the models in the water. As it took place in winter and the outside temperature was -5° Celsius, I was very happy that the camera was frost-proof. As light source the Profoto equipment was used again.

For the underwater shots we fixed a black fabric as background in the pool. In addition to the UFL-3 underwater flash, the models were brightened from above with the Profoto B10 as a continuous light source. Here the possibility to change the color temperature of the modeling light was very helpful.

For the models it was very difficult to keep their eyes open underwater and also the movements had to be done completely different than in the studio. Due to the clothes and long hair floating in the water, it was challenging to find the right time to release the shutter.




TOP

Olympus E-M10 MK III
Olympus M.12-100mmF4
f/4.0 . 1/50" . ISO 1000

BOTTOM

Olympus E-M1 MK II
Olympus M.12-100mmF4
f/4.0 . 1/100" . ISO 64

A dramatic portrait of a woman with dark, wavy hair, wearing a vibrant red dress. She is surrounded by large, flowing pieces of translucent white fabric that create a sense of movement and ethereal beauty. The background is a deep, solid black, which makes the red dress and the white fabric stand out. The lighting is soft, highlighting the textures of the dress and the fabric.

Olympus E-M1 MK II
Olympus M.7-14mmF2.8
f/2.8 . 1/60" . ISO 320



Olympus E-M1 MK II
Olympus M.12-100mmF4
f/4.0 . 1/100" . ISO 64




Also exhaling underwater had to take place at the right time to avoid air bubbles in front of mouth and nose. Even with the mounted underwater flash, the camera body is very easy to handle, and the photographer is not restricted in his movements.

As it is a lot of fun for the models and me, there are more underwater projects planned. I'm hoping to be able to keep on working together with Olympus Austria for a long time.

VISIT MY WEBSITES

www.streeter-creative-art.com
www.instagram.com/strassermat/
www.facebook.com/streetercreativeart

Olympus E-M1 MK II
Olympus M.7-14mmF2.8
f/2.8 . 1/60" . ISO 320

A full-page photograph of a swimmer in a pool, captured from an underwater perspective. The swimmer is wearing a dark swimsuit and is in a streamlined position, moving towards the right. A large, white, cloud-like splash of water is trailing behind the swimmer's head. In the background, a red and white lane line is visible, and the pool's tiled floor and walls are illuminated by bright, circular lights. The overall color palette is dominated by deep blues and whites.

*“For underwater photography,
Olympus offers a very extensive
system with special housings, each
adapted to the camera, and
accessories.”*

Olympus E-M1 MK II
Olympus M.7-14mmF2.8
f/3.2 . 1/60" . ISO 200